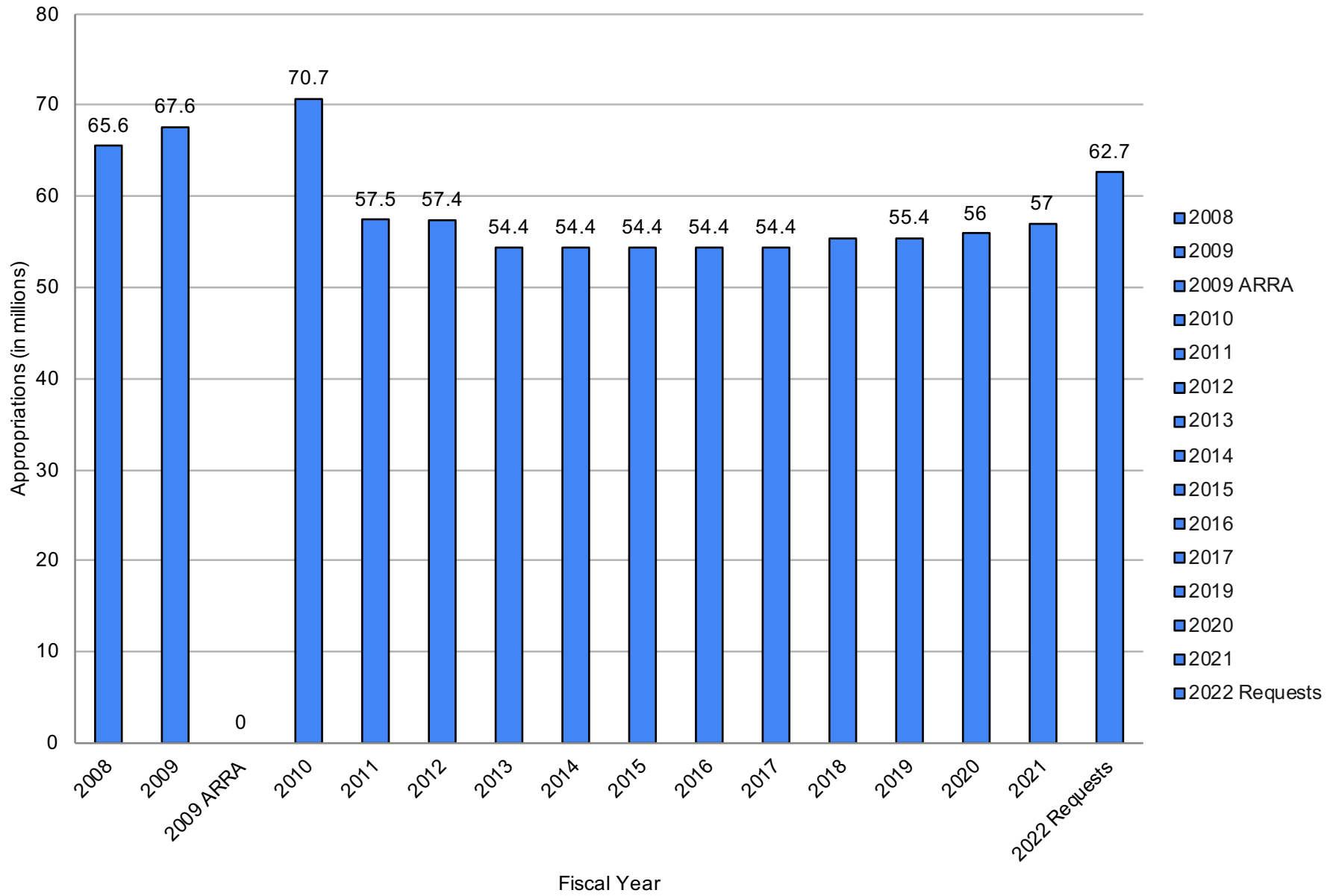
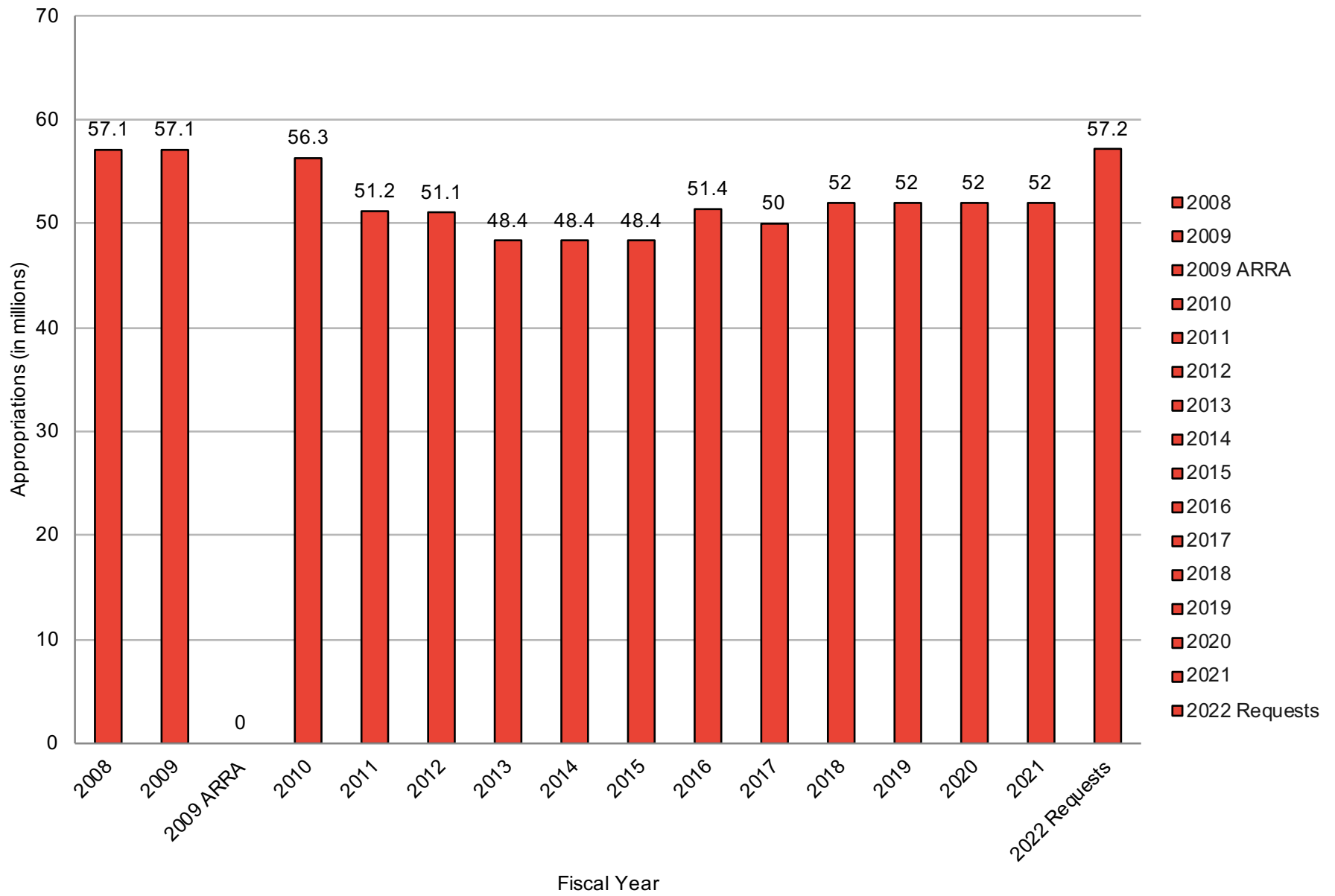


# RELS Funding FY2008-2021

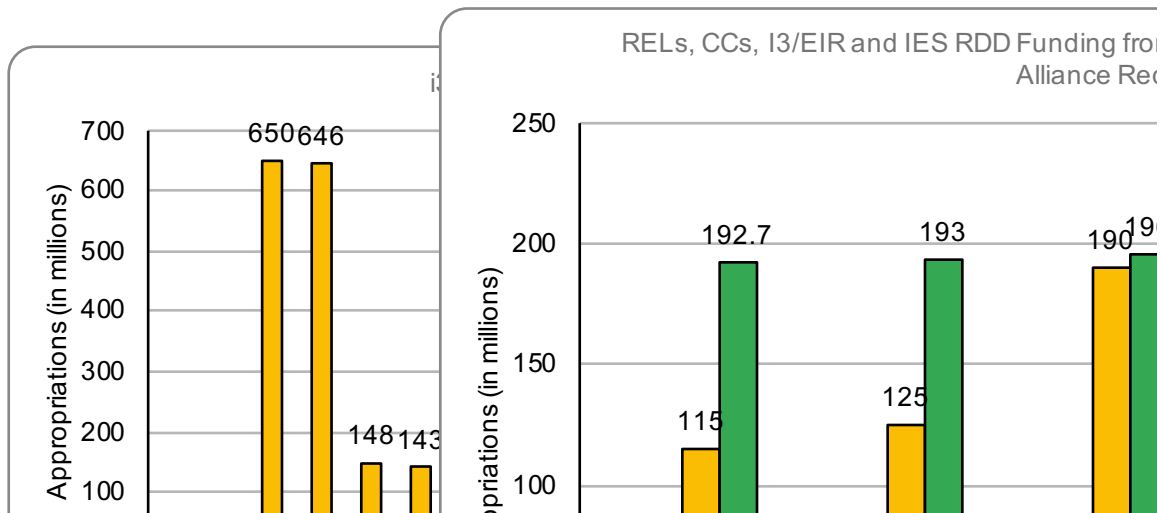


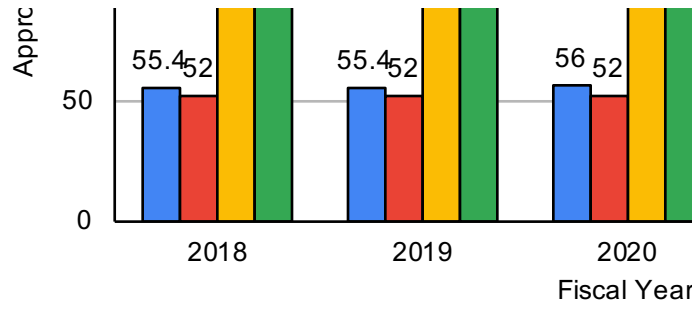
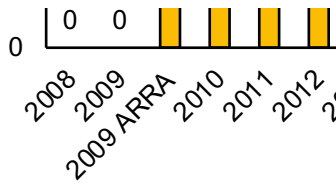
# CCs Funding FY2008-2021



	RELS	CCs	I3/EIR	IES RDD	
2008	65.6		57.1	0	159.7
2009	67.6		57.1	0	167.2
2009 ARRA	0		0	650	0
2010	70.7		56.3	646	200.2
2011	57.5		51.2	148	199.8
2012	57.4		51.1	143	189.8
2013	54.4		48.4	135	179.9
2014	54.4		48.4	129	179.9
2015	54.4		48.4	123	179.9
2016	54.4		51.4	103	195
2017	54.4		50	95	187.5
2018	55.4		52	115	192.7
2019	55.4		52	125	193
2020	56		52	190	196
2021	57		52	195	197.9
2022 Requests	62.7		57.2	213	217.7
	REL	CCs	I3/EIR	IES RDD	
2018	55.4		52	115	192.7
2019	55.4		52	125	193
2020	56		52	190	196
2021	57		52	195	197.9
2022 Requests	62.7		57.2	213	217.7

- <https://www2.ed.gov/programs/regionallabs/funding.html>
- <https://www.nea.org/sites/default/files/2020-07/Final-FY2021-Request-for-Proposals-2020-21.pdf>
- <https://www2.ed.gov/programs/innovation/funding.html>
- <https://oese.ed.gov/offices/office-of-discretionary-grants/>
- <https://www.edweek.org/policy-politics/investing-in-innovation>
- <https://www.aera.net/Newsroom/AERA-Highlights-E-news>
- <https://www.cossa.org/wp-content/uploads/2020/12/FY-2021-Request-for-Proposals-2020-21.pdf>
- <https://www.afterschoolalliance.org/afterschoolsnack/FY2021-Request-for-Proposals-2020-21.pdf>





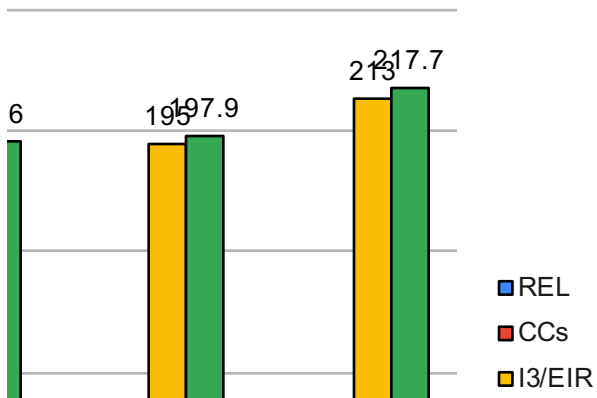
[20-Appropriations-for-Education-Related-Discretionary-Programs-with-State-Tables.pdf](#)

[support-services/innovation-early-learning/education-innovation-and-research-air/funding-and-education-an-introduction-to-i3/2016/03](#)

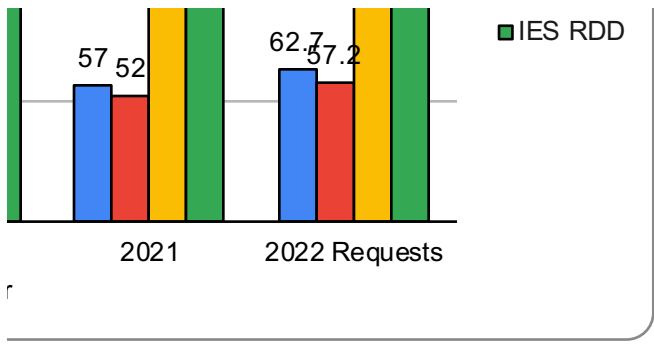
[letter/AERA-Highlights-November-2020/Senate-Appropriations-Committee-2021-Appropriations-analysis.pdf](#)

[2020-appropriations-update-Afterschool-funding-increased\\_12-17-2019.cfm](#)

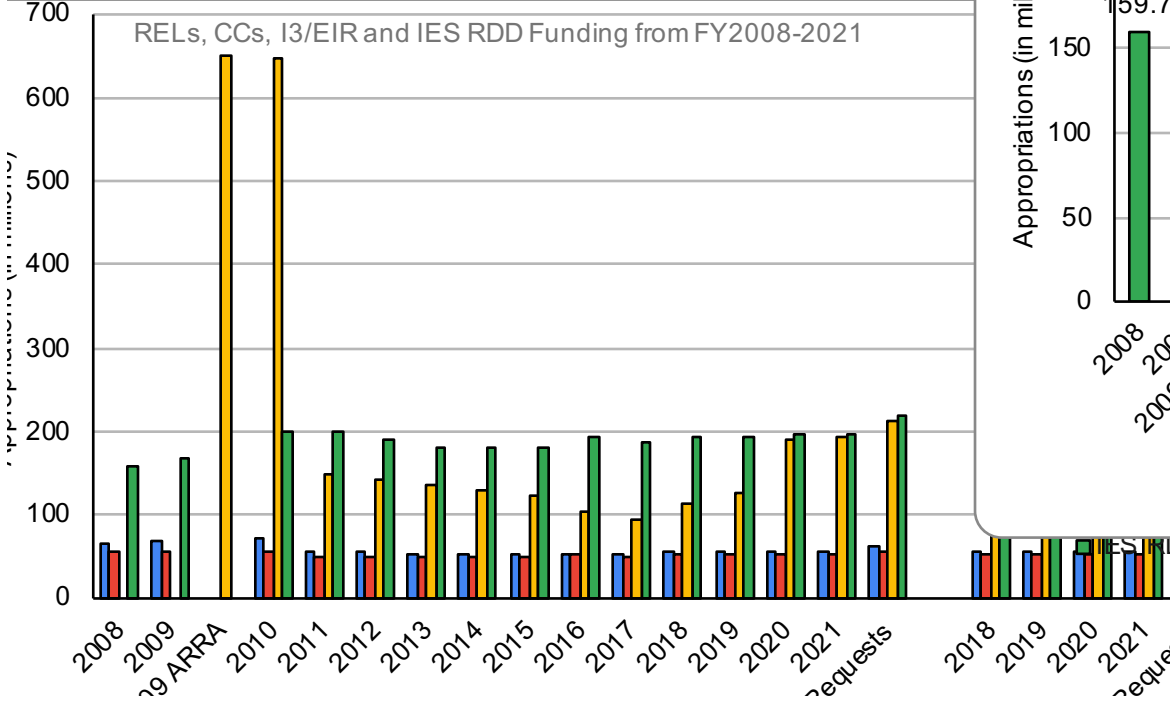
from FY2018-2021, with 2022 Knowledge  
quest



Appropriations (in millions)



sciation/



200-

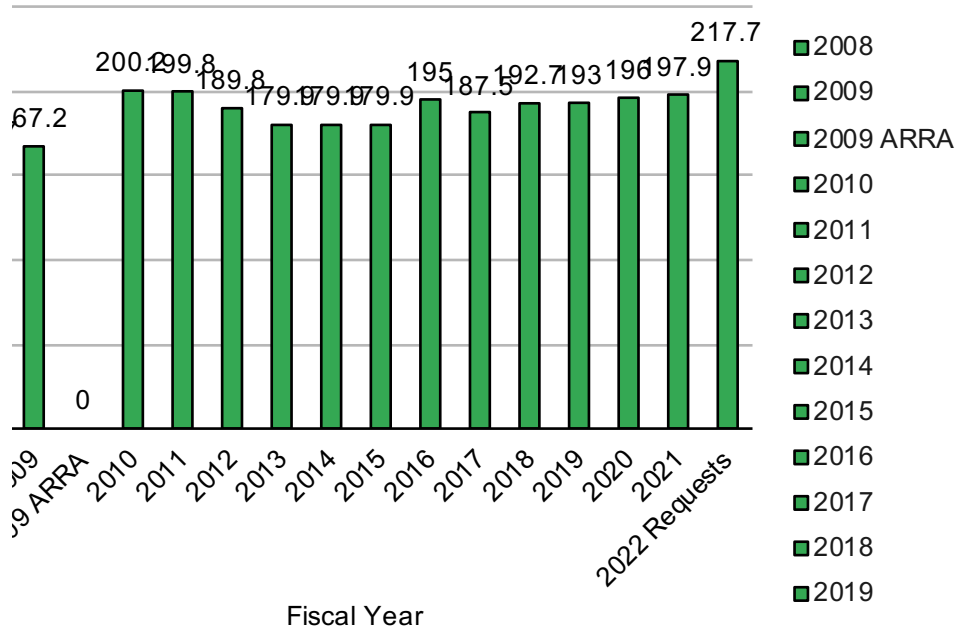
Fiscal Year

2022 R-

2022 R-



IES RDD Funding FY2008-2021



J